



ENJOYING ADVENT!

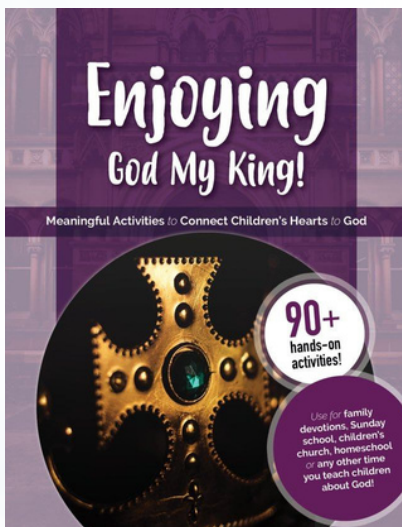
50 ACTIVITIES for KIDS

Printable crafts, object lessons, and activities about
the **HOPE, PEACE, JOY, and LOVE** of **CHRIST**.

Related Resources

FREE Companion Adults' Guide

- Explores the same themes of HOPE, PEACE, JOY, LOVE, and CHRIST
- Verses, songs, and ideas overlap between the guides
- Additional devotional thoughts and ideas for adults to help prepare your own heart to share the real meaning of Advent with children.



FREE Book: Enjoying God My King!

This book includes 90+ play-based activities to help children know and enjoy God as their King. This book repeatedly emphasizes the truth that Jesus is God's promised King and could be used to help celebrate and teach the first advent of Christ to children in your home or church. Download a FREE digital copy at TruthsumWords.com or KidsEnjoyingJesus.com. Printed books are available from Amazon.

Copyright © 2020 Truthsum Words & Kids Enjoying Jesus

Scripture quotations are from The ESV® Bible (The Holy Bible, English Standard Version®), copyright © 2001 by Crossway, a publishing ministry of Good News Publishers. Used by permission. All rights reserved.



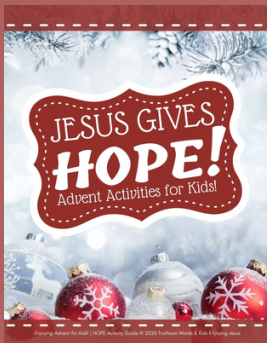
All rights reserved. Do not alter, redistribute or transmit in any form or by any means, including photocopying, recording, or other electronic or mechanical methods, without the prior written permission of the author.

Electronic files can be printed, copied, saved, or used on a digital device for personal or ministry use.

Contact us at truthsumwords@gmail.com or kidsenjoyingjesus@gmail.com.

How to use your **ENJOYING ADVENT!** Activity Guide

Enjoying Advent! is 5 activity guides packed into 1 with Hope, Peace, Joy, Love, & Christ themed activities for kids. Each theme's resources are in a separate PDF document. In each PDF you will find instructions, activity ideas, printable visuals, and coloring pages.



There are several exciting ways you can use your *Enjoying Advent for Kids!* Activity Guide!

- **Enjoying Advent with your family**—There are more than enough activities for you to plan something special every day as you count down to Christmas. Or you can keep it simple and use only a few activities every week. It's up to you! Choose and use whichever activities are most enjoyable for your family.
- **Enjoying Advent with others**—Encourage friends and family to download this free activity guide and coordinate your Advent celebrations together. Local families could meet together for "Advent Parties" while more distant families could use social media and video conferencing to share their Advent experience with each other.
- **Enjoying Advent with your church**—Use the five themes of Hope, Peace, Joy, Love, and Christ to plan lessons and activities for Sunday School, Children's Church, or both during the Advent season. You can also use ideas from the free *Enjoying Advent! Adult Guide* for adult classes and services.
- **Enjoying Advent outreach opportunity**—Use the printable instructions and activity pages to create Advent-at-Home kits for families. Use the materials lists below to include fun supplies (jingle bells, frosting, glow sticks, Christmas cards, playdough, etc.) that will help families enjoy these activities together.

ENJOYING ADVENT!

Advent means the arrival of a notable person, thing, or event. The birth of Christ was all these things! Some churches celebrate Advent—purposefully setting minds and hearts on the longing and waiting for the Messiah to come. Just as God’s people longed and yearned for the Messiah’s first coming (advent), so we on the other side of the Cross long and yearn for the second coming of Christ when he will make all things new!

The following ideas are to help your family have a meaningful Advent season. It’s not meant to overwhelm, but merely provide you with ideas to help children understand the Christmas story and build anticipation for celebrating Jesus’ birth. It’s our hope with this Advent Activity Guide that you’ll find some helps and activities to help your family pause, reflect, and feel the longing of waiting for Jesus to come.

Some churches choose to celebrate Advent through lighting one candle each week to represent a different aspect of the character of God as seen through the birth of Christ. Every Sunday night of Advent a new candle is lit and families can talk about why we celebrate Christmas.

The order of Advent candles varies depending on who you ask. The activities here are built around the themes of Hope, Peace, Joy, Love, and Christ. Use them on their own or along with your church’s celebrations. Choose whichever ideas help your family engage with God personally. Even if your family chooses not to use candles or an Advent wreath, these ideas can still be used to enjoy the Christmas season in a meaningful way.



Teaching Kids About Advent

Have children decorate this coloring page while you explain that Advent means the arrival of a notable person, thing, or event. Discuss how the birth of Christ was the arrival of a notable* person (God's Son, the Savior, the Redeemer), thing (hope, peace, joy, love), and event (ancient promises fulfilled, the birthday of the King of kings).

*Notable means worthy of attention; remarkable.



Make an Advent Wreath

You do not need a wreath to complete the activities in this guide, but making one together is a fun way to begin your Advent celebration. Here is a fun way to make an Advent wreath that's simple enough for even very young children.

1. Let children arrange 5 flameless (LED) candles on a large plate. (Use ribbon or paper to add color to the candles if desired.)
2. Go outside (or visit a crafting store) and gather evergreen twigs, pine cones, holly berries, etc.
3. Let the children take turns choosing sprigs of evergreen or holly, pinecones, jingle bells, etc. and arranging them around the candles until it's just right.
4. As you make your wreath, explain how parts of the wreath can remind us of Jesus Christ, the reason for Christmas!



- **Evergreen branches** - remind us of everlasting life because they stay green even when other plants wither and die in the cold.
- **Pine cones** - remind us of the way Jesus came back to life after he died because pine cones must die for their seeds to be released and come to life.
- **Red berries** - remind us of the blood Jesus gave when he bled and died on the cross to take the punishment for our sin.
- **Circle shape of the wreath** - reminds us that God is eternal. He has no beginning or end. He has always been God forever.
- **Candles** - remind us of the hope, peace, joy, and love Jesus Christ gives when he saves us from the darkness of sin.


Traditionally, a new candle (and all previous candles) is lit every Sunday of Advent and every day that week as you get closer and closer to Christmas. If this is not possible or practical for your family, you can just do this simple activity as often as it's enjoyable for you. Whether you light candles daily, several times a week, or only on Sundays, it's an opportunity to focus on Jesus and anticipate the celebration of his first Advent.

This activity guide includes a brief lesson with instructions about what to say as you light each candle for the first time. If you opt not to use candles, simply teach the lesson without candles.



ADVENT

Advent means the arrival
of a notable
PERSON,
THING,
OR EVENT.



Enjoying Advent!

Gift Ideas

You could plan to give small gifts to your children (or send gifts to families in your church) that will help them enjoy these Advent activities. These suggestions are for simple gifts that could be purchased ahead of time, stored in a secret place (or included in an Advent-at-Home Kit), and presented to children as a special gift when it's time for the corresponding activity. (Complete lists of all materials and their activities are provided below.)

- *The Jesus Storybook Bible*
- 5 flameless (LED) candles
- Art supplies like crayons, stickers, paint, etc.
- Playdough
- Hot cocoa mix and mini marshmallows
- Shiny gift bags/boxes
- Small Building blocks
- Jingle bells, pipe cleaners (chenille stems), and beads
- Cookie ingredients or unfrosted purchased cookies and decorating supplies
- Glow sticks
- Cake mix, frosting, balloons, and other party supplies
- Small toy sheep
- Box of yummy breakfast cereal

Enjoying Advent!

Materials Lists

Here are some supplies that you'll want to have on hand for most of the activities in this guide. They are also listed below along with the more specific materials needed for each activity.

- Bible
- Storybook Bible (such as *The Jesus Storybook Bible*)
- Coloring/ drawing supplies (crayons, markers, colored pencils, etc.)
- Paper/cardstock
- Craft supplies (paint, markers, sequins, glitter glue, stickers, etc.)
- 5 Advent candles (optional)
- Advent wreath (optional)

HOPE

Enjoying Advent! Materials List

Lesson: Jesus Gives Hope!

- Jesus Gives Hope! printable for each child
- Bible
- Drawing supplies
- Advent wreath and candles (optional)

Key Word Craft: Hope

- Hope Key Word Craft printable
- Craft supplies

Key Verse: Psalm 130:5

- Psalm 130:5 Coloring Page
- Crayons or colored pencils
- Bible

Musical Christmas Cards

- Christmas card with room to write the verse

Key Word Activity: Hope

- Playdough
- Hope Definition printable

Hope Ornament Craft

- Hope Ornament Craft printable
- Crayons or colored pencils

Pass the Present Game

- Small gift box
- Small surprises to go inside box (optional)

Christmas Hopes Game

- Paper
- Pencils or crayons
- Bowl
- Hope Definition printable

Praying for Hope

- Paper
- Pencil

Hopeful Hot Cocoa

- Hot cocoa mix
- Hot water
- Mugs
- Mini marshmallows or whipped cream

PEACE

Enjoying Advent! Materials List

Lesson: Jesus Gives Peace!

- Jesus Gives Peace! printable for each child
- Bible
- Pencils or crayons
- Advent wreath and candles (optional)

Key Word Craft: Peace

- Peace Key Word Craft printable
- Craft supplies

Key Verse: Isaiah 9:6

- Isaiah 9:6 Coloring Page
- Crayons or colored pencils
- Bible

King's Orders! Game

- King's Orders! Verse Game printable
- Shiny gift box or bag

Key Word Activity: Peace

- Building blocks
- Peace Definition Printable

Peace Ornament Craft

- Peace Ornament Craft printable
- Crayons or colored pencils

Peace to Troubled Hearts

- Peace to Troubled Hearts ornament printable
- Pencils
- Craft supplies

Object Lesson: Peace with God

- Peace with God printable
- Rectangular red paper with PEACE written on it
- Pencil
- Tape
- Bible

Peaceful Puzzles

- Bible
- Christmas cards
- Permanent markers
- Child-safe scissors

Cookie Conversations

- Cookie ingredients or unfrosted purchased cookies
- Frosting
- Sprinkles
- Plates
- Napkins
- Plastic knives
- Other baking/decorating supplies

Fruit Cup Conversations

- Red and green grapes
- Sliced red and green apples
- Blueberries
- Orange slices
- Small clear plastic cups
- Stickers

JOY

Enjoying Advent! Materials List

Lesson: Jesus Gives Joy!

- Bible
- A Special Baby Coloring Page
- Coloring supplies
- Advent wreath and candles (optional)

Key Word Craft: JOY

- Joy Key Word Craft printable
- Craft supplies

Key Verse: Habakkuk 3:18b

- Habakkuk 3:18b Coloring Page
- Crayons or colored pencils
- Bible

Joy, Joy, Joy! Game

- Dice
- Jingle bells

Key Word Activity: Joy

- Pipe cleaners (chenille stems)
- Beads
- Jingle bells
- Joy Definition printable

Joy Ornament Craft

- JOY Ornament Craft printable
- Crayons or colored pencils

Jumping for JOY!

- Bible
- Paper
- Pencil

Joy to the World Game

- Map or globe

Indoor Snowball Fight

- White paper with questions on them

LOVE

Enjoying Advent! Materials List

Lesson: Jesus Gives Love!

- Bible or Storybook Bible
- Gift box
- Snacks
- Jesus Gives Love! Printable
- Advent wreath and candles (optional)

Key Word Craft: LOVE

- Love Key Word Craft printable
- Craft supplies

Key Verse: 1John 4:10

- 1 John 4:10 Coloring Page
- Crayons or colored pencils
- Bible

Nativity Charades Game

- Nativity Charades printable

Key Word Activity: LOVE

- Love Ornament Craft printable
- Crayons or colored pencils

God's Love Bible Drills

- God's Love Bible Drills printable
- Bibles for kids
- pen for keeping score (optional)

Christmas Tree Offering

- Christmas Tree Offering printable
- Coins
- Tape

Birthday Party for Jesus

- Cake
- Frosting
- Balloons
- Party streamers
- Party food
- Special party plates, etc.

CHRIST

Enjoying Advent! Materials List

Lesson: Christ Is Born!

- Golden/shiny item (in a gift box)
- Scented perfume (in a gift box)
- Fragrant spice (in a gift box)
- Bible or Storybook Bible
- Advent wreath and candles (optional)

Key Word Craft: CHRIST

- Christ Key Word Craft printable
- Craft supplies

Key Verse: Luke 2:11

- Luke 2:11 Coloring Page
- Crayons or colored pencils
- Bible

Searching Shepherds Game

- Searching Shepherds printable or toy sheep

Key Word Activity: CHRIST

- Christ Definition printable
- Breakfast cereal

Christ Ornament Craft

- Christ Ornament Craft printable
- Crayons or colored pencils

Christmas Pictionary

- Christmas Pictionary printable
- Small gift box/bag
- Paper
- Crayons/ pencils

Christmas Hide & Seek

- Nativity set characters (preferably non-ceramic) or pictures of the characters
- Bible

Christmas Coloring Page

- Christ Is Born! coloring page
- Art supplies