



CHRIST

is BORN!

Advent Activities for Kids!

CHRIST IS BORN!

This Advent activity pack includes instructions and printables to help children understand that CHRIST is the ultimate reason to celebrate Christmas. You can choose the ideas that best fit your teaching situation to help children anticipate and celebrate the first Advent of Christ in a meaningful way.

Key Word: CHRIST—a special title that means "the Anointed One" or "the Chosen One"

Key Phrase: Every week we've had a phrase that goes along with the Advent teaching for the week. Today it's "Christ is born!" You can use this phrase as you lead the related activities and throughout the day to reinforce and remember this truth.

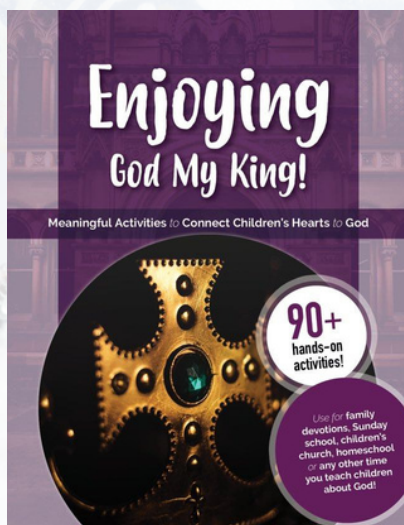
Key Verse: Luke 2:11 "For unto you is born this day in the city of David a Savior, who is Christ the Lord."

Songs about Christ: Listen to one or more of these songs on Christmas Eve or Christmas Day as you light the Christ candle and celebrate the birth of Jesus Christ.

- "Light of the Stable" by Selah
- "I've Got the Joy" by Christmas Songs and Carols - Love to Sing
- "Ring the Bells" by Travis Cottrell

*YouTube rules specify that content on the site should only be accessed for personal, non-commercial use except where the owner has given prior written consent. This means you may use these suggested YouTube music videos with your family, but should ensure you have proper permission from the video owner prior to showing it in your church or other group setting.

Scripture quotations are from The ESV® Bible (The Holy Bible, English Standard Version®), copyright © 2001 by Crossway, a publishing ministry of Good News Publishers. Used by permission. All rights reserved.



More Ideas from Enjoying God My King!

The following ideas from this FREE activity guide could be used to help children understand what it means that **Jesus Christ** is the Savior King.

- The King of Hearts (pg. 12)
- God is King Bible Drills (pg. 15)
- Jesus Shows He's the King (pg. 47)

Download a FREE copy at TruthsumWords.com or KidsEnjoyingJesus.com. Printed books are available for purchase from Amazon.

Lesson: Christ Is Born!

Prepare: golden/shiny item, scented perfume, and a fragrant spice each wrapped in a gift box, Bible or storybook Bible

Say: What's your last name? People sometimes think Christ is Jesus' last name, but Christ is actually an important title that tells something special about who Jesus is. Christ means "the anointed one." It's a special way of saying Jesus is the chosen one. There's never been and never will be another person like him. A little while after Christ Jesus was born, something special happened that shows he wasn't just an ordinary baby—he was the one and only chosen Savior King!

Do: Read the story of the Magi from Matthew 2:1-11 or a children's storybook Bible. Let children take turns carrying a gift and pretending to follow the star to King Jesus. Open the gifts so the children can see and touch the gold and smell the perfume.

Say: In this true story, Jesus is called a king, a ruler, and the Christ even though he was still a little child. (See Matt. 2:2, 4, 6.) What kind of gifts do people usually give to babies and toddlers? The wise men gave Jesus expensive and fancy gifts because they knew he was God's promised King. And that's not all! They bowed down and worshipped this little boy because he is God's Son, the Christ—the one and only chosen Savior King! Do you know what he was chosen for? Christ Jesus was chosen to rescue people from the worst problem of all time, sin! When Christ Jesus grew up, he lived a perfect life and then died a terrible death to take the punishment you and I deserve for sin. Then he came back to life and rules in Heaven today as the greatest king of all time.

Do: Light the Christ candle as you say, "As we celebrate Christmas, we remember that Jesus is the Christ, the one and only chosen Savior King who came to rescue people from sin and rule forever. Say with me, 'Christ is Born!'"

Key Word Craft: CHRIST



Prepare: Christ Key Word Craft printable, craft supplies

Do: Decorate the word "CHRIST" while you discuss what it means that Jesus is the Christ. Hang it somewhere your family can see it all week.

Discussion Questions:

1. What does the word Christ mean?
2. What was Jesus "anointed" (chosen) for?
3. When Jesus grew up, what did he do to show he is the Christ?
4. Have you believed in Jesus Christ as the only chosen one who can save you from your sin?

Key Verse: Luke 2:11

Luke 2:11 "For unto you is born this day in the city of David a Savior, who is Christ the Lord."

Prepare: Luke 2:11 Coloring Page, crayons or colored pencils, Bible

Say: What are some ways people send messages to each other? When Christ Jesus was born, God used angels to send a super important message to a group of shepherds. This message is so important, God put it in the Bible for the whole world to see!

Do: Read Luke 2:11 from your Bible and from the coloring page. Discuss the questions below to consider the meaning of the verse while you decorate the verse coloring page.

Discussion Questions:

- What was the important message? (*Christ the Lord was born!*)
- Why is it important that he was born in the city of David? (*God had promised hundreds of years earlier that the Christ would be born in David's city, Bethlehem. See Micah 5:2.*)
- What names of Jesus do you hear in these verses and what do they mean? (*Savior—someone who saves, a rescuer; Christ—Christ is the Greek form of the Hebrew word Messiah which means "the anointed one"; Lord—someone with authority, a master*)

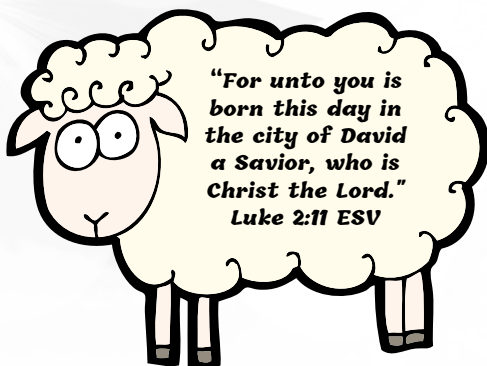
Do: Play the Searching Shepherds Bible Verse Game (below) to repeat the verse and help children remember it in a fun way.



Searching Shepherds Game

Prepare: Searching Shepherds printable or toy sheep

Do: Have the children pretend to be the shepherds who heard the good news of Jesus' birth. Have one child close his eyes while you hide a toy sheep or picture of a sheep somewhere in the room. Have the child open his eyes and pretend to be a shepherd searching for the lost sheep. Have everyone else guide him to the correct location by saying the verse in a soft voice when he is far from the sheep and gradually growing louder and louder as he gets closer and closer to the sheep. When they find the sheep, have everyone pretend to be the angels joyfully shouting the verse together!



Key Word Activity: CHRIST

Prepare: Christ Definition printable, breakfast cereal

Do: Have the children use a favorite breakfast cereal to form the word "Christ." While you're playing, review what they have learned about Christ. Afterward, you can also repeat the Key Phrase ("Christ is born!") while the children eat the breakfast cereal.



Christ Ornament Craft



Prepare: Christ Ornament Craft printable, crayons or colored pencils

Do: Using the provided printable, decorate the "Christ" ornament and hang them on your Christmas tree (or wherever you want to hang them) as a reminder that Jesus Christ, the Savior, is born.

Christmas Pictionary

Prepare: Christmas Pictionary printable, small gift box/bag, paper, crayons/pencils

Do: Print parts of the Christmas story on pieces of paper, cut them apart, and put them in a gift bag ahead of time. Have children take turns grabbing a piece of paper from the gift bag and drawing that part of the Christmas story while everyone else guesses what they are drawing. As you play, remind the children these are real events with real people from history and it all happened to fulfill God's promise to send Christ Jesus, the promised Savior King.

Idea: After all the scenes have been drawn, you can play again, but this time have the children do charades to act out the scenes instead of drawing them.



Christmas Hide & Seek



Prepare: nativity set characters (preferably non-ceramic), Bible

Do: In the days leading up to Christmas, or on Christmas day, hide a different character from your nativity set (or a picture of the character) somewhere in your home every day. Have the children search and find it and let them tell you what they know about that character.

Idea: If needed, use the Bible to read a few verses from the beginning chapters of Matthew or Luke about each character and how they fit into the Christmas story.

Christmas Coloring Page

Prepare: Christ Is Born! coloring page, art supplies

Do: Have the children color a picture of wise men following the star to Jesus while you ask questions to build relationships and reinforce what they've learned about Christ Jesus.

Discussion Questions:

- Why were angels, shepherds, wise men, and others so excited about Jesus' birth?
- What color hair and eyes do you think baby Jesus had? (Hint: Jesus was born as a Jew and would have had darker skin, hair, and eyes than what is often portrayed in media.)
- Why do you think the word "Christ" is part of the word "Christmas"?
- Why did the wise men worship Jesus and give him such valuable gifts?
- Why is Jesus called the Christ?
- Can you think of other titles or names the Bible gives Jesus?
- How did Jesus' life prove he really was God's chosen one, the Christ?
- What could you say to someone else to tell them Jesus is the Christ?
- Have you believed in Christ Jesus as your very own Savior from sin?
- How could you thank Jesus for being the Christ, the chosen one who came to pay the punishment for your sin?

Idea: If possible, take a photo of the children with their finished picture and help them email or text it to someone (grandparents, missionaries, someone who lives alone, a person who is sick, etc.) to brighten up their day and say "Merry Christmas!"











CHRIST
is BORN!

CHRIST



a special title
that means
"Anointed One"
or "Chosen One"






For unto
you is born
this day in the
city of David a

SAVIOR.



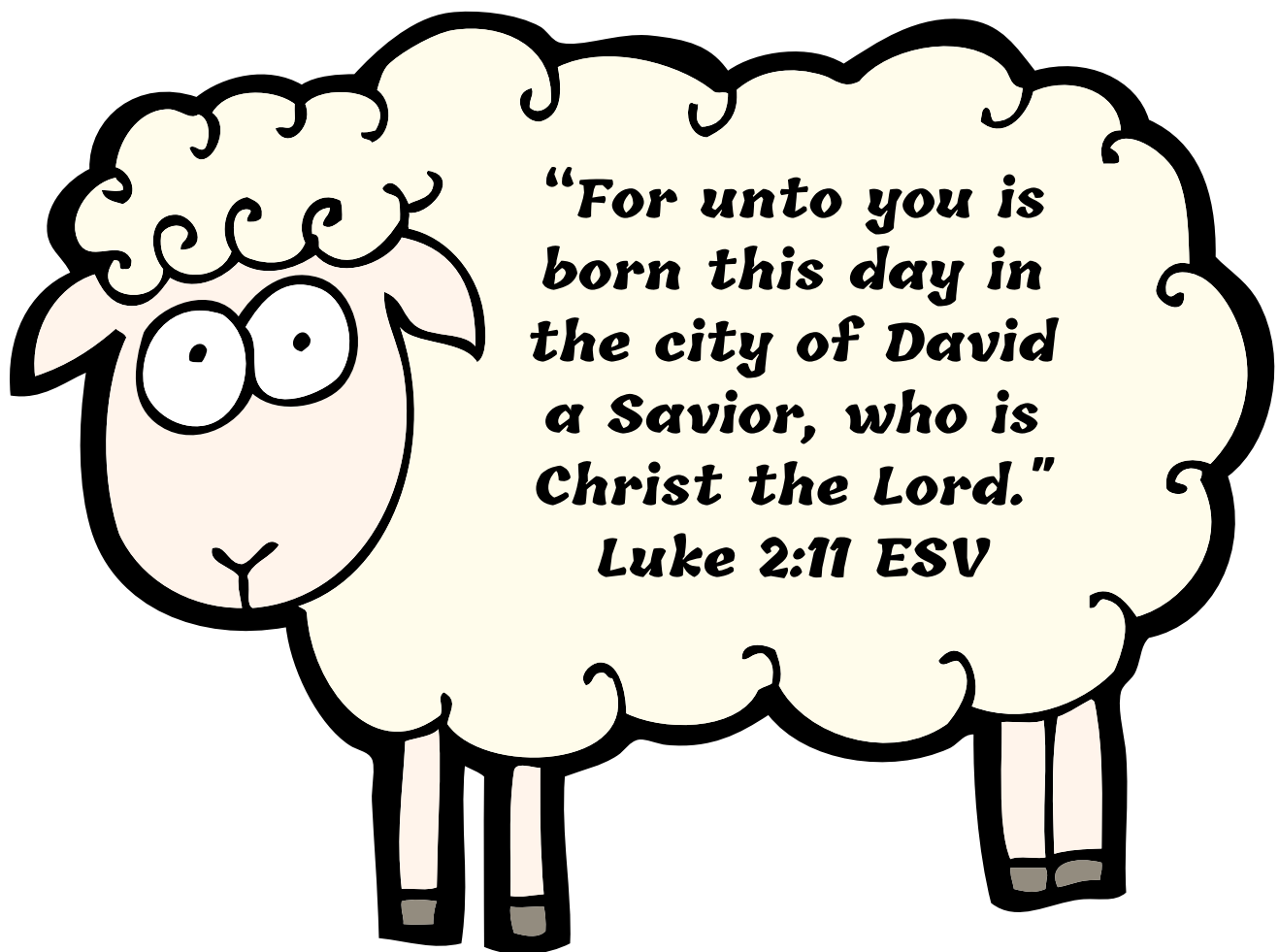
who is Christ
the Lord.







LUKE 2:11 ESV



SEARCHING SHEPHERDS BIBLE VERSE GAME

Instructions: Print and cut out the sheep picture ahead of time. Have one child close his eyes while you hide the sheep somewhere in the room. Have the child open his eyes and pretend to be a shepherd searching for the lost sheep. Have everyone else guide him to the correct location by saying the verse in a soft voice when he is far from the sheep and gradually growing louder and louder as he gets closer and closer to the sheep.





CHRISTMAS Pictionary

The prophets wrote down God's promises about the Savior King.

An angel told Mary she would be the mother of God's Son.

God used a dream to tell Joseph that Mary's baby was God's Son.

God told Mary and Joseph to name the baby Jesus.

Joseph and Mary travelled to Bethlehem.

Baby Jesus was wrapped in cloth and laid in a manger.

Angels told shepherds that God's promised Savior was born.

Shepherds rushed to Bethlehem to see the new Savior.

Wise men followed a star to visit the new King.

The wise men worshiped Jesus and gave him expensive gifts.

For unto you is born...

a **SAVIOR**

who is **CHRIST**

the **LORD.**

LUKE 2:11 ESV

